

FOREIGNERS WISHING TO STUDY IN CHINA

Application Instruction

North China University of Technology

2018.04.17

**North China University of Technology
International School**

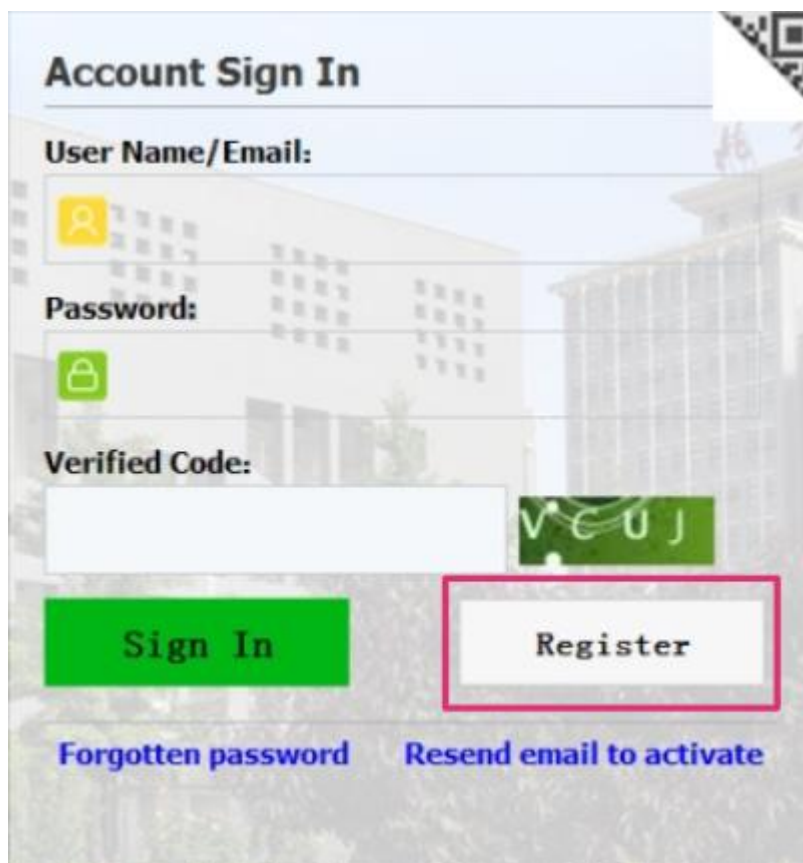
1. Registration

Registration website: <https://ncut.17gz.org/member/login.do>

The page is as the picture below. Please click the button at the upper right corner for language shift (Chinese/English).



Registration button is on the right side. Click “Register”.



1.1 Enter the registration page

Enter the page of “Registration Agreement” as in the following picture.

Registration Agreement

Safety commitment for foreign students

In order to maintain a good learning environment of our school (NCUT), to protect safety of foreign students and to ensure students successfully complete their education, this letter of commitment is formulated by International Office of NCUT according to China's relevant laws, relevant provisions and regulations of the school.

1. Abide by China's relevant laws, relevant provisions and regulations of the school, and respect social morality and customs of China.
2. Apply for residence permission, change and extension in accordance with relevant provisions of Exit and Entry Administration Division of Beijing Municipal Public Security Bureau.
3. Foreign students living outside the campus must apply for accommodation registration to the local police station and register in International Office. Paying attention to public security, fire protection, personal and property safety.
4. No high-power electrical appliances such as electric furnace in the dormitory. No naked fire apparatus. No storage of flammable, explosive and toxic substances. Pay attention to fire safety.
5. Do not damage, disassembly, or refit the facilities and lines of dormitories, and please take care of fire fire-fighting equipment.
6. It is strictly prohibited to use dormitories engaging in illegal activities. You are not allowed to sold or sublet or let others stay over night in your room.
7. Remember to lock the door and close the window before leaving your room. Do not give room key to others in case of your personal items been stolen.
8. Keep personal items carefully—excess cash should be stored in banks and valuable things should not to be stored in classrooms, library and other public places.
9. If you want to change other currency to RMB, you must go to banks rather than private stores or individuals. It is illegal to change money in unofficial places.
10. Keep quiet in teaching areas, library and other learning places. Do not make a racket, play music or TV loudly, etc. so as not to affect other people's learning and rest. Do not smoke in non-smoking area.
11. Please take a taxi which belongs to formal taxi company.
12. Pay attention to safety when going outside by bus or by bike. Do not take others by bike.
13. Foreign students can't drive, buy or take motor vehicle.
14. Do not purchase or use motor vehicles without a license plate. It is strictly prohibited to drive a motor vehicle without a license. No driving after drinking. No drag-racing.
15. No fireworks and crackers in the campus, dormitories and other forbidden areas.
16. It is strictly prohibited to swim in informal swimming pools such as rivers, lakes, reservoirs and don't play in places where natural environment are bad .
17. No gambling, drinking, fighting and other behaviors which interference teaching, scientific research and living order of

Registration Agreement

NCUT according to China's relevant laws, relevant provisions and regulations of the school.

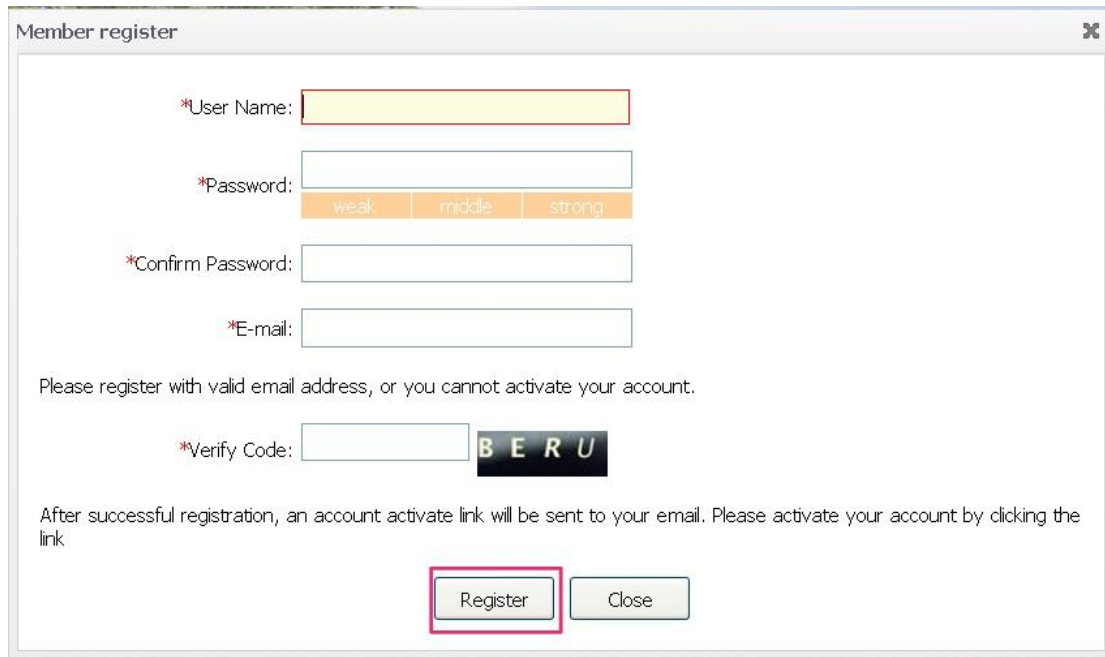
1. Abide by China's relevant laws, relevant provisions and regulations of the school, and respect social morality and customs of China.
2. Apply for residence permission, change and extension in accordance with relevant provisions of Exit and Entry Administration Division of Beijing Municipal Public Security Bureau.
3. Foreign students living outside the campus must apply for accommodation registration to the local police station and register in International Office. Paying attention to public security, fire protection, personal and property safety.
4. No high-power electrical appliances such as electric furnace in the dormitory. No naked fire apparatus. No storage of flammable, explosive and toxic substances. Pay attention to fire safety.
5. Do not damage, disassembly, or refit the facilities and lines of dormitories, and please take care of fire fire-fighting equipment.
6. It is strictly prohibited to use dormitories engaging in illegal activities. You are not allowed to sold or sublet or let others stay over night in your room.
7. Remember to lock the door and close the window before leaving your room. Do not give room key to others in case of your personal items been stolen.
8. Keep personal items carefully—excess cash should be stored in banks and valuable things should not to be stored in classrooms, library and other public places.
9. If you want to change other currency to RMB, you must go to banks rather than private stores or individuals. It is illegal to change money in unofficial places.
10. Keep quiet in teaching areas, library and other learning places. Do not make a racket, play music or TV loudly, etc. so as not to affect other people's learning and rest. Do not smoke in non-smoking area.
11. Please take a taxi which belongs to formal taxi company.
12. Pay attention to safety when going outside by bus or by bike. Do not take others by bike.
13. Foreign students can't drive, buy or take motor vehicle.
14. Do not purchase or use motor vehicles without a license plate. It is strictly prohibited to drive a motor vehicle without a license. No driving after drinking. No drag-racing.
15. No fireworks and crackers in the campus, dormitories and other forbidden areas.
16. It is strictly prohibited to swim in informal swimming pools such as rivers, lakes, reservoirs and don't play in places where natural environment are bad .
17. No gambling, drinking, fighting and other behaviors which interference teaching, scientific research and living order of school.
18. No prostitution, whoring, drug abuse, drug trafficking and other illegal and criminal activities.

Please read it carefully, choose “Accept” and enter the page of user

registration.

1.2 User Registration

Please fill in all information as in the picture below:



The screenshot shows a web form titled "Member register" with a close button (X) in the top right corner. The form contains the following fields and elements:

- *User Name:** A text input field with a yellow highlight.
- *Password:** A text input field with a strength indicator below it showing "weak", "middle", and "strong" levels.
- *Confirm Password:** A text input field.
- *E-mail:** A text input field.
- A message: "Please register with valid email address, or you cannot activate your account."
- *Verify Code:** A text input field next to a CAPTCHA image showing the letters "B E R U".
- A message: "After successful registration, an account activate link will be sent to your email. Please activate your account by clicking the link."
- Two buttons at the bottom: "Register" (highlighted with a red box) and "Close".

Attention:

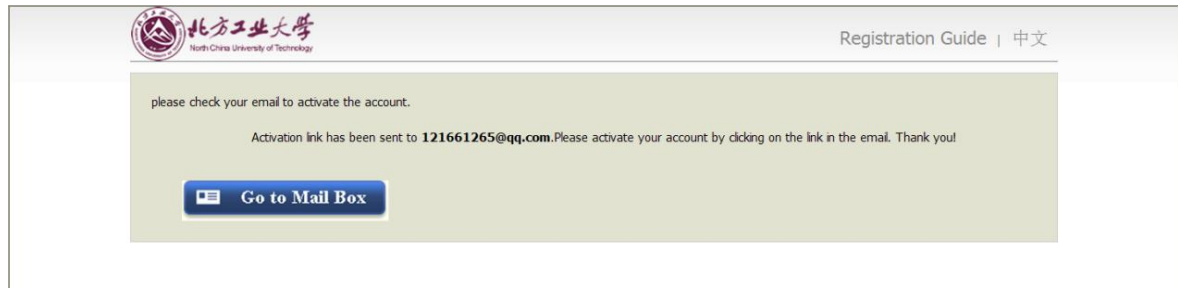
☆ “*” means compulsory. The registration could not be submitted if it is empty!

☆ E-mail must be authentic, which is the only way to retrieve the password. Please write an authentic one and remember it!

Click the button “Register” and complete user registration.

1.3 Receiving the email

After registration, you need to enter the email you have used for registration to check user name and password, and click the activation link to activate your account. Please see below:



You have already registered on North China University of Technology Online Application System for International Students by using this Email address. Please ensure that it is your frequently used email address as the University can email you when necessary.

The registered information is as follows:

User name is [redacted] password is [redacted]

Please click the link to activate your account.

Entry for activation: <https://ncut.17gz.org/member/active.do?>

[password=HappyReal924Gua&credential=06f325db1f1a4d00a224ef2b4905c350&username=%E7%8E%8B%E6%99%A8](https://ncut.17gz.org/member/active.do?password=HappyReal924Gua&credential=06f325db1f1a4d00a224ef2b4905c350&username=%E7%8E%8B%E6%99%A8)

For more information, please login on the system. [North China University of Technology Online Application Platform](#)

您已在“北方工业大学国际学生服务平台”中用此邮箱地址注册。请确认此邮箱为您的常用邮箱，以便您能及时收到学校发送的重要通知。

您的注册信息为：

用户名为：[redacted]，密码为 [redacted]

请点击下面的链接，激活账号。

注册激活链接入口：<https://ncut.17gz.org/member/active.do?>

[password=HappyReal924Gua&credential=06f325db1f1a4d00a224ef2b4905c350&username=%E7%8E%8B%E6%99%A8](https://ncut.17gz.org/member/active.do?password=HappyReal924Gua&credential=06f325db1f1a4d00a224ef2b4905c350&username=%E7%8E%8B%E6%99%A8)

详情请登录 [北方工业大学国际学生服务平台](#)查看

2. Sign in

Open the page and fill in the user name, password and verified code.

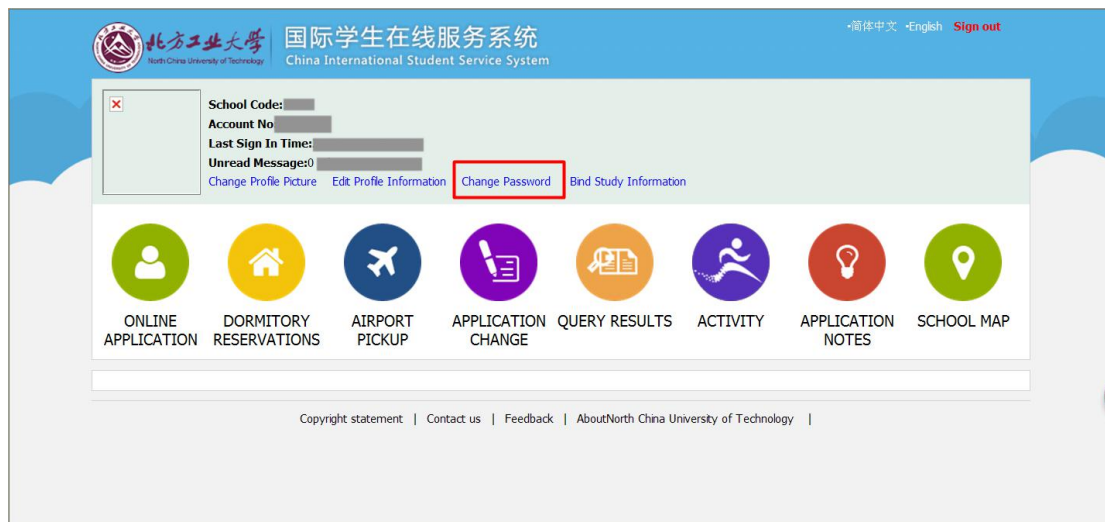
Click on “Sign in”



3. Password change & retrieving

3.1 Change password

Sign in the home page and click “change password” as in the picture below:



Change Password

*old password

*new password

weak

middle

strong

*confirm the new password

Save

Close

3.2 Retrieve password

Click “Forgotten password” in the sign in page, fill in user name/e-mail and verified code and click “submit” as in the picture below:

Account Sign In

User Name/Email:

Password:

Verified Code: G T P E

[Forgotten password](#) [Resend email to activate](#)

Forgotten password

*User Name/Email:

* Verified Code: F N O X

Confirm

Reset password successfully! The new password has been sent to your mailbox, please check!

您的用户名为： ,密码已重置为
 您的密码已经重置，请尽快登录系统修改您的密码。
[详情请登录 北方工业大学在线报名系统 查看](#)

Your username is ,the password has been reset,the new one is .
 Your password has been reset ,remember this new one and change your password on the site as soon as possible.

4. Resend activation email

Click “Resend email to activate”, fill in user account or email, password and verified code, and click “Resend email to activate” in the pictures below:

Account Sign In

User Name/Email:

Password:

Verified Code:

diov

Sign In **Register**

[Forgotten password](#) [Resend email to activate](#)

Click

Send active email again

*User Name/Email: Enter the user name or email

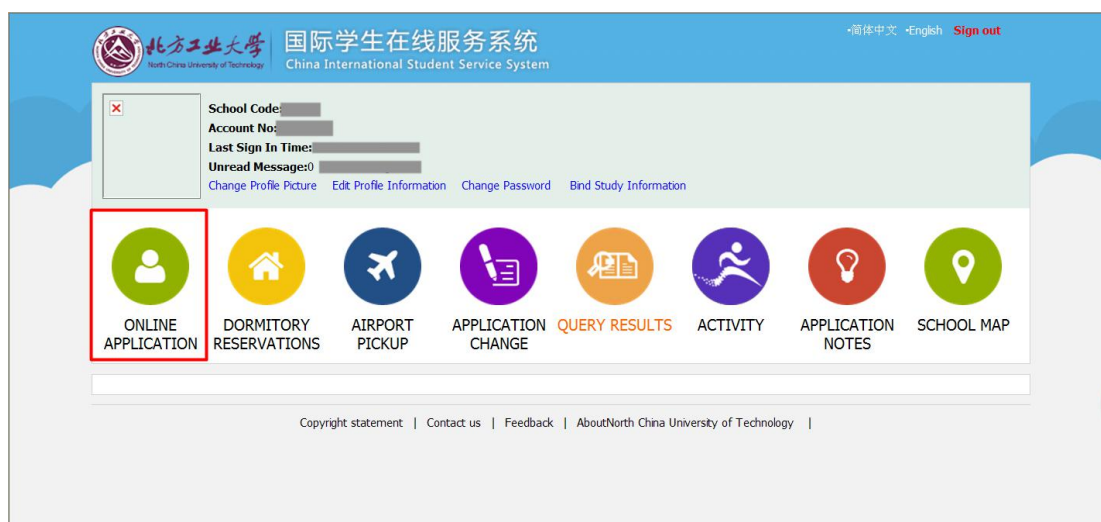
* Verified Code: R X X C

Resend email to activate **Close**

5. Application

5.1 Enter the application page

Enter the application home page after signing in. Click “Online Application” to enter application page as in the picture below.



5.2 Choose program

First, choose your program, you can choose “Beijing Government Scholarship” or “Self-sponsored”. And then click “Next” as in the picture below:



Please read carefully about the “I hereby affirm that”. It’s important.

5.3 Choose your type

Choose your type and click “Next” as in the picture below:

The page for “Self-sponsored” .

please choose your type :

☐ Master Student
☐ Undergraduate Student
☐ Chinese Language Student


The page for “Beijing Government Scholarship” .

please choose your type :

☐ Master Student
☐ Undergraduate Student

5.4 Choose the program you want to study

Choose the program you want to apply for, or search for it: fill in query option information (department, research field, major, teaching language) and click “ Find ” . There will be programs that meet the query information. Please choose the program you want to apply for and click “Apply” on the right side as in the picture below:


 国际学生入学在线申请
 Online Application For International Students

Welcome! LYXgalaxy Sign out 简体中文 English

[Home](#)
[Application](#)
[Application Query](#)
[Inbox \[unread:0\]](#)
[Outbox](#)
[Message to Administrator](#)

Query Option

Department:
 Major:

Research Field:
 Teaching Language:

Study Plan List[total:38]

Study Plan Name	Department	Major	Duration From To	Years	Teaching language	Apply deadline	Notes	Operation
Undergraduate Student	School of Electrical and Control Engineering	Traffic Equipment and Control Engineering	2018-09-01~2022-07-30	4	Chinese	2018-08-30 23:59:59		Apply
Undergraduate Student	School of Electrical and Control Engineering	New Energy Science and Engineering	2018-09-01~2022-07-30	4	Chinese	2018-08-30 23:59:59		Apply
Undergraduate Student	School of Electrical and Control Engineering	Electric Engineering and Automation	2018-09-01~2022-07-30	4	Chinese	2018-08-30 23:59:59		Apply
Undergraduate Student	School of Electrical and Control Engineering	Automation	2018-09-01~2022-07-30	4	Chinese	2018-08-30 23:59:59		Apply
Undergraduate Student	School of Electronic Information Engineering	Microelectronics Science and Engineering	2018-09-01~2022-07-30	4	Chinese	2018-08-30 23:59:59		Apply
Undergraduate Student	School of Electronic Information Engineering	Electronic Information Engineering	2018-09-01~2022-07-30	4	English	2018-08-30 23:59:59		Apply

5.5 Fill in information

5.5.1 Fill in basic information

Fill in basic information as required in the picture below

The screenshot shows a web application interface with a top navigation bar containing links: Home, Application, Application Query, Inbox (unread), Outbox, and Message to Administrator. The left sidebar lists six steps: 1. Basic Info (selected with a green checkmark), 2. Study Plan, 3. Education & Employment, 4. Additional Info, 5. Contact Info, and 6. Application Form Pre-review.

The main form area is titled "Basic Info" and contains several sections:

- Personal Photo:** A placeholder for a photo with a yellow camera icon and the text "Please upload your recent full-faced passport size photo (*.jpg, *.jpeg, *.png)." and a button "Add your photo".
- Family Name(as on passport):** A text input field.
- Given Name(as on passport):** A text input field.
- Chinese Name (if available):** A text input field.
- *Gender:** Radio buttons for "male" and "female".
- *Marital Status:** Radio buttons for "unmarried" and "married".
- *Nationality:** A dropdown menu with "Please choose" as the placeholder.
- *Country of Birth:** A dropdown menu with "Please choose" as the placeholder.
- *Birth Date:** A date picker showing "Nov 2016" and a calendar grid for November 2016. The calendar grid shows days from 1 to 30, with the 14th highlighted.
- *Place of Birth(City,Province):** A text input field.
- *Highest Level of Education:** A dropdown menu with "Please choose" as the placeholder.
- *Native language:** A dropdown menu with "Please choose" as the placeholder.
- *Religion:** A dropdown menu with "Please choose" as the placeholder.
- *Occupation:** A dropdown menu with "Please choose" as the placeholder.
- Employer or Institution Affiliated:** A text input field.
- Health Status:** Radio buttons for "yes" and "no".
- Hobby:** A text input field.
- Passport And Visa:** A section with a "Clear" button, a "Today" button, and an "OK" button.
- *Passport No.:** A text input field.
- *Passport Expiration Date:** A date picker.

At the bottom right of the form is a blue button labeled "Save and Next".

Please note that “*” means compulsory; if it is not filled then the application could not be saved. When fill in nationality, country of birth, native language, religion and occupation, students need to click the upside-down triangle on the right of the box and choose from the drop-down list; nationality and country of birth could also be typed in the box and push enter to confirm; for birth date please select year, month and day in the calendar and click “ok” .

Please check the information filled in carefully (name as on passport, gender, date of birth, nationality, place of birth and passport number).

For personal photo please click “Add your photo” , choose the local photo and click “open” to upload (the photo uploaded should be passport size and the format should be *.jpg, *.jpeg, *.png).

Click “Save and Next” after filling in all information to the next step.

5.5.2 Fill in Study Plan

Fill in the study plan as required. Click “Save and Next” when finish as in the picture below:

<div>1. Basic Info</div> <div>2. Study Plan</div> <div>3. Education & Employment</div> <div>4. Additional Info</div> <div>5. Contact Info</div> <div>6. Application Form Pre-review</div>	Language Proficiency			
	Chinese Proficiency			
	*Language Proficiency	-choose-		
	HSK Score	-choose-	Score: <input type="text"/>	HSKK Score -choose- Score: <input type="text"/>
	English Proficiency			
	*Language Proficiency	-choose-		
	TOEFL	<input type="text"/>	GRE	<input type="text"/>
	GMAT	<input type="text"/>	IELTS	<input type="text"/>
	Other Language Proficiency	<input type="text"/>		
	Study Plan - Undergraduate Student Edit Study Plan			
Program	Undergraduate Student			
Department	School of Electronic Information Engineering		Major	Microelectronics Science and Engineering
Teaching Language	Chinese		Study Years	4
Study Duration	2018-09-01-2022-07-30			
Recommended by				
*Name	<input type="text"/>	*Relationship with the applicant	<input type="text"/>	
*Organization	<input type="text"/>	Mobile	<input type="text"/>	
*Phone Number	<input type="text"/>	Email	<input type="text"/>	
Nationality	Please choose	Job	<input type="text"/>	
Address	<input type="text"/>	Fax Number	<input type="text"/>	
		Previous	Save and Next	

5.5.3 Fill in Education & Employment

Fill in education background and working background as shown.

Write it from high school up to now. Don't have any empty period. If the form is not enough, click “add” .

Educational Background					Add
*Year Attended (From)	*Year Attended (To)	*School Name	Field of Study & Diploma received	Operation	
<input type="text"/>	<input type="text"/>	<input type="text"/>	<input type="text"/>	delete	
Employment Background					Add
*Year Attended (From)	*Year Attended (To)	*School or Company	Job	Operation	

Upload Documents Max Size 1.5M	
Documents List	Operation
	The Photocopy of Passport (Pages with photo and address, and all the visa pages) (* .jpg, * .jpeg, * .png): <input type="button" value="Add Document"/>
	Diploma (* .pdf, * .jpg, * .jpeg, * .png): highest diploma (non-Chinese or non-English form need to be translated to Chinese or English form and then be notarized) <input type="button" value="Add Document"/>
	Transcripts (* .pdf, * .jpg, * .jpeg, * .png): highest transcripts and (non-Chinese or non-English form need to be translated to Chinese or English form and then be notarized) <input type="button" value="Add Document"/>
	The Valid Report of Language Proficiency Tests (* .pdf, * .jpg, * .jpeg, * .png): HSK4证书 HSK 4 certificate <input type="button" value="Add Document"/>
	Study Plan (* .pdf, * .jpg, * .jpeg, * .png): 不少于800字 A Study Plan with over 800 words <input type="button" value="Add Document"/>
	Application Form for Beijing Government Scholarship (* .pdf, * .jpg, * .jpeg, * .png): Please click this link (http://is.ncut.edu.cn/system/resource/storage/download.jsp?mark=NTJEO TFGRjk1NzIwQTEyNEZCREY3RTk0NTAxQTM0QTMvODAzRjBNUYvMUlSN0Y0), download the Application Form, complete and upload. <input type="button" value="Add Document"/>
	Other Documents (* .jpg, * .jpeg, * .png, * .doc, * .docx, * .pdf): <input type="button" value="Add Document"/>

Please note:

☆ Please upload all documents required by the programme you apply for (the photocopy of passport pages with photo and address, diploma, transcripts, the valid report of language proficiency, study plan, application form for Beijing Government Scholarship if you need and others). All documents should be no more than 1.5M.

☆ Please only submit the application after all required documents are uploaded. All documents uploaded should be authentic and should not be substituted by other documents. Otherwise the application would be regarded as invalid.

The Valid Report of Language Proficiency Tests: If you choose Chinese

as your teaching language, undergraduates need new HSK4 level and above; Graduate students need new HSK5 level and above.

Application Form for Beijing Government Scholarship:

You can download the application form from the following link and upload it after you fill.

<http://is.ncut.edu.cn/system/resource/storage/download.jsp?mark=NTJEO TFGRjk1NzlwQTEyNEZGREY3RTk0NTAxQTM0QTMvODAzRjI BNUYvMU15NOYO>

If you choose “Self-sponsored” , application form is not needed.

Please fill in and click “Save and Next” for next step.

5.5.4 Fill in other information

Please fill in family status, financial supporter and emergency contact as in the following pictures.

The screenshot displays a web-based application form with a blue header bar containing navigation links: Home, Application, Application Query, Inbox [unread:0], Outbox, and Message to Administrator. On the left, a sidebar lists six steps: 1. Basic Info, 2. Study Plan, 3. Education & Employment, 4. Additional Info (highlighted in blue), 5. Contact Info, and 6. Application Form Pre-review. The main content area is divided into three sections: 'Family Status' with a table for adding members (Name, Phone Number, Email, Position, Work Place) and a dropdown for relationship (e.g., Father); 'Financial Supporter' with fields for Guarantor name, Tel, Organization, and relationship details; and 'Emergency Contact' with fields for Name, Phone Number, Mobile, Email, and Address. At the bottom, there are 'Previous' and 'Save and Next' buttons.

You may click “Add”to add items in family status.Please click “Save and Next”after filling in for next step.

5.5.5 Fill in contact information (very important)

Home	Application	Application Query	Inbox (unread:0)	Outbox	Message to Administrator																															
<ul style="list-style-type: none"> 1. Basic Info 2. Study Plan 3. Education & Employment 4. Additional Info 5. Contact Info 6. Application Form Pre-review 	<div> Home Country Address Please fill in the blanks in Chinese if the address is in China. </div> <table> <tr> <td>*Street Address</td> <td></td> <td>*Phone Number</td> <td></td> </tr> <tr> <td>*City/Province</td> <td></td> <td>Mobile</td> <td></td> </tr> <tr> <td>*Country</td> <td>Please choose</td> <td>*Zipcode</td> <td></td> </tr> </table> <div> Current postal address </div> <table> <tr> <td> <input type="radio"/> Same as the Home country address <input checked="" type="radio"/> Other </td> <td>*Personal Email</td> <td>1050269882@qq.com</td> </tr> <tr> <td>*Mobile/Phone Number</td> <td>*Address</td> <td></td> </tr> <tr> <td>*Zipcode</td> <td></td> <td></td> </tr> </table> <div> *How to Collect the Admission Notice </div> <table> <tr> <td> <input checked="" type="radio"/> Deliver to Address Provided in Application <input type="radio"/> Collect at the North China University of Technology in Person </td> <td></td> </tr> <tr> <td> <input type="button" value="Copy from Home country address"/> <input type="button" value="Copy from My current postal address"/> </td> <td></td> </tr> <tr> <td>*Receiver's Name</td> <td>*Phone or Mobile</td> </tr> <tr> <td>*Receiver's City/Province</td> <td>*Receiver's Country</td> </tr> <tr> <td>*Receiver's Address</td> <td>*Zipcode</td> </tr> </table> <div> <input type="button" value="Previous"/> <input type="button" value="Save and Next"/> </div>					*Street Address		*Phone Number		*City/Province		Mobile		*Country	Please choose	*Zipcode		<input type="radio"/> Same as the Home country address <input checked="" type="radio"/> Other	*Personal Email	1050269882@qq.com	*Mobile/Phone Number	*Address		*Zipcode			<input checked="" type="radio"/> Deliver to Address Provided in Application <input type="radio"/> Collect at the North China University of Technology in Person		<input type="button" value="Copy from Home country address"/> <input type="button" value="Copy from My current postal address"/>		*Receiver's Name	*Phone or Mobile	*Receiver's City/Province	*Receiver's Country	*Receiver's Address	*Zipcode
*Street Address		*Phone Number																																		
*City/Province		Mobile																																		
*Country	Please choose	*Zipcode																																		
<input type="radio"/> Same as the Home country address <input checked="" type="radio"/> Other	*Personal Email	1050269882@qq.com																																		
*Mobile/Phone Number	*Address																																			
*Zipcode																																				
<input checked="" type="radio"/> Deliver to Address Provided in Application <input type="radio"/> Collect at the North China University of Technology in Person																																				
<input type="button" value="Copy from Home country address"/> <input type="button" value="Copy from My current postal address"/>																																				
*Receiver's Name	*Phone or Mobile																																			
*Receiver's City/Province	*Receiver's Country																																			
*Receiver's Address	*Zipcode																																			

Please fill in home country address, current postal address and the way to collect admission notice. If the applicant chooses to have admission notice delivered to the address provided in application, the address could be copied from home country address or current postal address, or filled in the boxes.

5.5.6 Application Form Pre-review.

Applicants may review the filled information as in the following picture.

[Home](#)
[Application](#)
[Application Query](#)
[Inbox \[unread:0\]](#)
[Outbox](#)
[Message to Administrator](#)

1.Basic Info

2.Study Plan


3.Education & Employment

4.Additional Info

5.Contact Info

6.Application Form Pre-review

Study Plan: Beijing Government Scholarship - Undergraduate Student - Undergraduate Student
Application Status: **filled in**
Submit
Application No.:
Financial Resources for Study: Chinese Local Government Scholarship
Campus:

	Family Name(as on passport)		Given Name(as on passport)	
	Chinese Name (if available)		Gender	
	Marital Status		Nationality	
	Birth Date		Country of Birth	
	Place of Birth (City,Province)		Native language	
	Highest Level of Education		Religion	
	Employer or Institution Affiliated		Occupation	
	Health Status			
Emigrant from mainland China, Hong Kong, Macau, and Taiwan?no		Hobby		

Passport And Visa

Passport No.		Passport Expiration Date	
--------------	--	--------------------------	--

Educational Background

Year Attended (From)	Year Attended (To)	School Name	Field of Study & Diploma received
----------------------	--------------------	-------------	-----------------------------------

If there is any mistake you may click the corresponding steps on the left column to correct it.

If all information is correct, please click “Submit”. Please note that the information can’t to be changed after submission. Therefore make sure the information is correct and the required documents are uploaded before submission.

Application Status : filled in <input type="button" value="Submit"/> Application No. : Financial Resources for Study : Self-Supporting	
Campus :	
Financial Supporter	
Guarantor name	1
The guarantor Tel	1111111111
Organization	11111111111111111111
The guarantor Addr	
Relationship with applicant	
Email	
Emergency Contact	
Name	1
Mobile	11111111111111
Email	11111111111111
Address	1111111111
Home Country	
Street Addr	
City/Province	1111111111
Country	Algeria
Number	11111
Mobile	11111111
Zipcode	1111111111
Current postal address	
Other	
Mobile/Phone Number	1111111111111111
Address	11111111111111111111
Zipcode	1111111111111111
How to Collect the Admission Notice	
Collect at the Beijing Foreign Studies University in Person	

Family Status					
Family Members	Name	Phone Number	Email	Position	Work Place
Father	1	1111		111	11111
Mother	11111111111111	111111		11	11111111
Financial Supporter					
Guarantor name	1	The guarantor Addr			
The guarantor Tel	1111111111	Relationship with applicant			
Organization	11111111111111111111	Email			
Emergency Contact					
Confirm Your application has been submitted.				Mobile	11111111111111
				Email	11111111111111
				Address	1111111111
Home Country					
Street Address	1111	Phone Number	11111		
City/Province	111111111111	Mobile	11111111		
Country	Algeria	Zipcode	1111111111		
Current postal address					
Other	Personal Email 3402170967@qq.com				
Mobile/Phone Number	1111111111111111	Address	1111111111111111111111		
Zipcode	1111111111111111				
How to Collect the Admission Notice					

6. Pay attention to application status and e-mail

Please pay close attention to “Inbox” and the email used for registration as in the following picture.

Home

Application

Application Query

Inbox [unread:0]

Outbox

Message to Administrator

Application Status

in process

Application No. : 20161200161

Financial Resources for Study : Self-Supporting

Campus :

Application List[total:2]

Application No.	English Name (as on passport)	Chinese Name	College Major	Degree	status	Time of Creation	Time of Modification	Operation
20161200161	111111111111 11111111111111	111111111111	School of Chinese Language and Literature, Chinese Language	General Visiting Student	in process	2016-12-01 10:49:00	2016-12-26 15:22:03	<a>Edit <a>View
20161100045	111111111111 11111111111111	111111111111	School of Chinese Language and Literature, Chinese Language	Undergraduate Student	Application Fee to be Paid	2016-11-14 10:20:10	2016-12-19 09:56:41	<a>Edit <a>View

Displaying 1 to 2 of 2 items

Per Page 20 items

Page 1

1

of 1

If there is any problem for the application or more documents are needed, we will contact via email to correct or add.

The applicant may also inquire application status from “Application Query”.

If your application is approved, you will receive an admission letter and proforma invoice. Please remit relevant fees to our school account..

7. Tips

☆ Every applicant should submit only one application. If there is any mistake in application, please contact us (admission@ncut.edu.cn) to change. Please do not re-submit application.

☆ If there is any problem concerning application system, please contact:
E-mail: admission@ncut.edu.cn Tel: 86-10-88801385

☆ Address of International School: Room 403, Dunpin Building, North

China University of Technology, No.5 Jinyuanzhuang Road, Shijingshan
District, Beijing